


Movement by Perfection



The Royal League in ventilation, control and drive technology



[Product documentation](#)

Type
FN030-4EK.WA.V7

Article number
141667

Product documentation

Customer
enter here

Project
enter here

ZIEHL-ABEGG Contact
Benjamin Adem
Tel. +49 7940 16 90345
Benjamin.Adem@ziehl-abegg.de

ZIEHL-ABEGG Subsidiary
Turkey
ZIEHL-ABEGG Ventilator ve Motor
San ve Tic. Ltd. Sti.
Atatürk Mah. Fırat Bulvarı
Gardenya Plaza 3. Binası
Kat:3 Ofis No: 17
34758 ATAŞEHİR-İSTANBUL
TURKEY
Phone +90 216 5808250
Fax +90 216 5809530
www.ziehl-abegg.com.tr
omur.aydogan@ziehl-abegg.com.tr

Type
FN030-4EK.WA.V7

Article number
141667



Contents

1.	Product specification - Technical data	3
2.	Characteristic curve	4
3.	Drawing	5
4.	Connection diagram	6

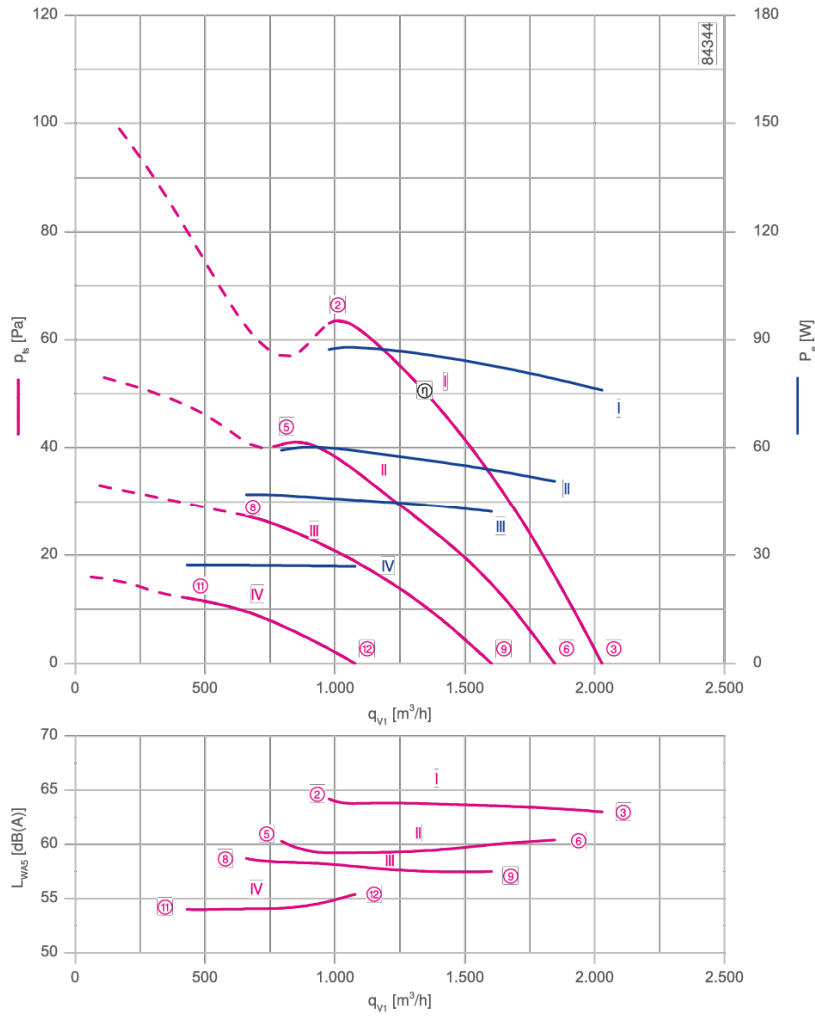
1. Product specification - Technical data

Article number	141667
Type	FN030-4EK.WA.V7
Designation	Axial fan with sickle blades
Rated values	1~230V 50Hz P ₁ 85W 0.39A ΔI=0% 1290/min 2.0uF/400V 60°C 1~230V 60Hz P ₁ 110W 0.50A ΔI=0% 1320/min 2,0uF/400V 60°C
Electrical connection	Terminal box K09
ErP Data	Not subject to the regulations of ErP directive (P ₁ < 125 W)
Type of protection	IP44 depending on installation and position as per EN 60034-5
Thermal class	THCL155
Min. operating temperature	-40°C***
Connection diagram	1360-177X
Rating plate	1x fixed
Fitting position	H/Vu/Vo
Motor protection	thermal contact
Impregnation	Moisture and hot climate protection
Condensation	Condensation water holes in stator/rotor open
Quality of bearings	ball bearing with long-time lubrication
Material Rotor	Aluminium
Painting rotor	Rotor 1 coat painted
colour rotor	RAL 5002 (ultramarine blue)
Material blades	High Performance Composite Material
Painting impeller	unpainted
Colour blades	black
Guard grille type	ring grill
Painting mot.suspens	Motor suspension powder-coated consistency class 2
colour suspension	RAL 9005 (jet black)
Weight	3.50kg

2. Characteristic curve

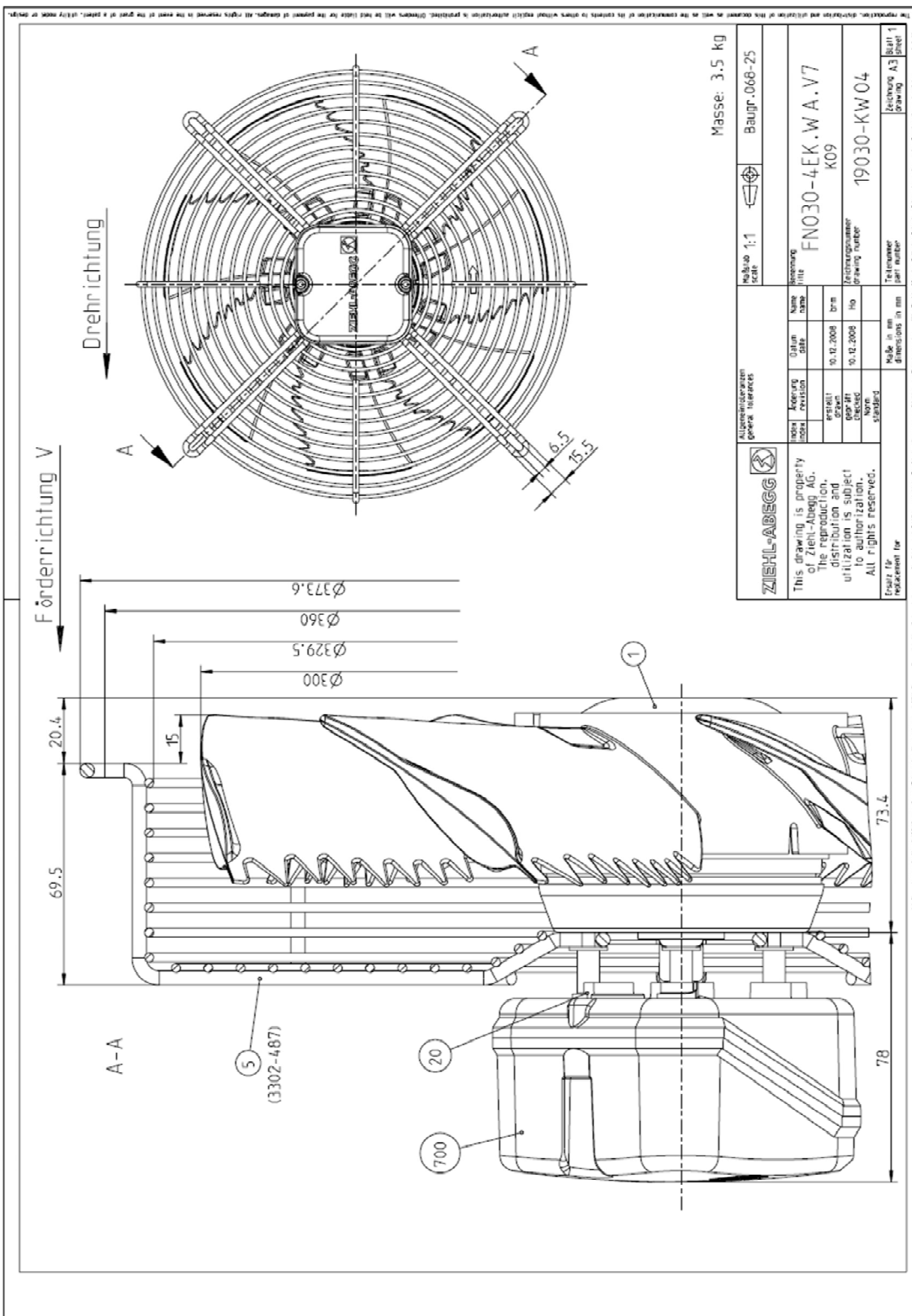
Characteristic curve

Frequency: 50 Hz



		②	③	⑤	⑥	⑧	⑨	⑪	⑫
Operating point									
Characteristic curve		I	I	II	II	III	III	IV	IV
Connection		L	L	L	L	L	L	L	L
Voltage	V	230	230	170	170	145	145	110	110
Input power	W	85	75	60	50	46	42	28	26
Current	A	0,39	0,34	0,36	0,30	0,33	0,30	0,26	0,26
Speed	min^{-1}	1290	1370	1050	1240	870	1100	570	740
Suction side sound power level	dB(A)	64	63	60	60	59	58	54	55

3. Drawing



Dimensions in mm

The illustrations shown make no claim to completeness and are for orientation purposes only.

4. Connection diagram

1360-177X

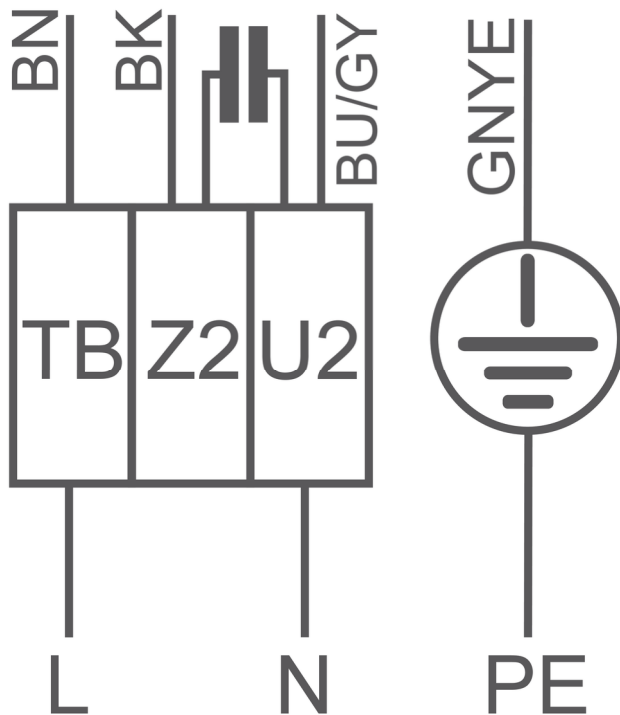
1~ Motor with capacitor and thermostatic switch.

BU/GY blue or grey

BK black

BN brown

GNYE green-yellow





The Royal League in ventilation, control and drive technology

Intelligent control technology for any application

ZIEHL-ABEGG system capabilities:

Everything from a single source – perfectly matched for optimal performance

Please contact us. We would be pleased to design an individual solution for your requirements.

We would like to welcome you on our worldwide exhibitions. Please find our next exhibitions [here](#).